

SAMPLE DETAILS
SAMPLE NAME: Peanut Butter Nuggets 02.16.27

Infused, Colorado Infused

CULTIVATOR / MANUFACTURER
Business Name:
License Number:
Address:
DISTRIBUTOR / TESTED FOR
Business Name: Xite Edibles

License Number:
Address: 1540 South 21st St
 Colorado Springs CO 80904

SAMPLE DETAIL
Batch Number: 5350

Sample ID: 251218P023

Date of Sampling: 12/18/2025

Time of Sampling: 1:19 p.m.

Sampler Name:
Sampler Company:
Date Collected: 12/18/2025

Date Received: 12/23/2025

Batch Size:
Sample Size: 4.0 units

Unit Mass: 13 grams per Unit

Serving Size:

 Scan QR code to verify
 authenticity of results.


CANNABINOID ANALYSIS - SUMMARY
Total THC: 17.576 mg/unit



Total CBD: 16.848 mg/unit

Sum of Cannabinoids: 34.983 mg/unit

Total Cannabinoids: 34.983 mg/unit

Total THC/CBD is calculated using the following formulas to take into account the loss of a carboxyl group during the decarboxylation step:

 $Total\ THC = \Delta^9\text{-THC} + (THCa \cdot 0.877)$
 $Total\ CBD = CBD + (CBDa \cdot 0.877)$
 $Sum\ of\ Cannabinoids = \Delta^9\text{-THC} + THCa + CBD + CBDa + CBG + CBGa +$
 $THCV + THCVa + CBC + CBCa + CBDV + CBDVa + \Delta^8\text{-THC} + CBL + CBN$
 $Total\ Cannabinoids = (\Delta^9\text{-THC} + 0.877 \cdot THCa) + (CBD + 0.877 \cdot CBDa) +$
 $(CBG + 0.877 \cdot CBGa) + (THCV + 0.877 \cdot THCVa) + (CBC + 0.877 \cdot CBCa) +$
 $(CBDV + 0.877 \cdot CBDVa) + \Delta^8\text{-THC} + CBL + CBN$
SAFETY ANALYSIS - SUMMARY
Pesticides:  **PASS**
Mycotoxins:  **PASS**
Residual Solvents: ND

Heavy Metals:  **PASS**
Microbiology (PCR):  **PASS**
Microbiology (Plating):  **PASS**

For quality assurance purposes. Not a Regulatory Hemp Lab Test Report. These results relate only to the sample included on this report. This report shall not be reproduced, except in full, without written approval of the laboratory.

Sample Certification: 6 CCR 1010-24 Colorado Hemp Product and Safe Harbor Hemp Product Regulations

Decision Rule: Statements of conformity (e.g. Pass/Fail) to specifications are made in this report without taking measurement uncertainty into account. Where statements of conformity are made in this report, the following decision rules are applied: PASS - Results within limits/specifications, FAIL - Results exceed limits/specifications.

References: limit of detection (LOD), limit of quantification (LOQ), not detected (ND), not tested (NT), µg/g = ppm, µg/kg = ppb, too numerous to count >250 cfu/plate (TNTC), colony-forming unit (cfu)

Alexandria Bradford
 LDC Verified by: Alexandria Bradford
 Job Title: Senior Laboratory Analyst
 Date: 12/30/2025

Josh Wurzer
 Approved by: Josh Wurzer
 Chief Compliance Officer
 Date: 12/30/2025



Cannabinoid Analysis

Tested by high-performance liquid chromatography with diode-array detection (HPLC-DAD).

Method: QSP 1157 - Analysis of Cannabinoids by HPLC-DAD

TOTAL THC: 17.576 mg/unit

Total THC (Δ^9 -THC+0.877*THCa)

TOTAL CBD: 16.848 mg/unit

Total CBD (CBD+0.877*CBDA)

TOTAL CANNABINOIDS: 34.983 mg/unit

Total Cannabinoids (Total THC) + (Total CBD) + (Total CBG) + (Total THCV) + (Total CBC) + (Total CBDV) + Δ^8 -THC + CBL + CBN

TOTAL CBG: 0.455 mg/unit

Total CBG (CBG+0.877*CBGa)

TOTAL THCV: <LOQ

Total THCV (THCV+0.877*THCVa)

TOTAL CBC: ND

Total CBC (CBC+0.877*CBCa)

TOTAL CBDV: <LOQ

Total CBDV (CBDV+0.877*CBDVa)

Pesticide Analysis

Pesticide and plant growth regulator analysis utilizing high-performance liquid chromatography-mass spectrometry (HPLC-MS) or gas chromatography-mass spectrometry (GC-MS).

*GC-MS utilized where indicated.

Method: QSP 1212 - Analysis of Pesticides and Mycotoxins by LC-MS or QSP 1213 - Analysis of Pesticides by GC-MS

Exclusions¹ see last page

Exclusions² see last page

CANNABINOID TEST RESULTS - 12/27/2025

COMPOUND	LOD/LOQ (mg/g)	MEASUREMENT UNCERTAINTY (mg/g)	RESULT (mg/g)	RESULT (%)
Δ^9 -THC	0.002 / 0.014	±0.0742	1.352	0.1352
CBD	0.004 / 0.011	±0.0483	1.296	0.1296
CBG	0.002 / 0.006	±0.0017	0.035	0.0035
CBN	0.001 / 0.007	±0.0002	0.008	0.0008
THCV	0.002 / 0.012	N/A	<LOQ	<LOQ
CBDV	0.002 / 0.012	N/A	<LOQ	<LOQ
Δ^8 -THC	0.01 / 0.02	N/A	ND	ND
THCa	0.001 / 0.005	N/A	ND	ND
THCVa	0.002 / 0.019	N/A	ND	ND
CBDA	0.001 / 0.026	N/A	ND	ND
CBDVa	0.001 / 0.018	N/A	ND	ND
CBGa	0.002 / 0.007	N/A	ND	ND
CBL	0.003 / 0.010	N/A	ND	ND
CBC	0.003 / 0.010	N/A	ND	ND
CBCa	0.001 / 0.015	N/A	ND	ND
SUM OF CANNABINOIDS			2.691 mg/g	0.2691%

Unit Mass: 13 grams per Unit

Δ^9 -THC per Unit	17.576 mg/unit
Total THC per Unit	17.576 mg/unit
CBD per Unit	16.848 mg/unit
Total CBD per Unit	16.848 mg/unit
Sum of Cannabinoids per Unit	34.983 mg/unit
Total Cannabinoids per Unit	34.983 mg/unit

PESTICIDE TEST RESULTS - 12/28/2025 ✔ PASS

COMPOUND	LOD/LOQ (µg/g)	ACTION LIMIT (µg/g)	MEASUREMENT UNCERTAINTY (µg/g)	RESULT (µg/g)	RESULT
Abamectin	0.03 / 0.10	0.3	N/A	ND	PASS
Acephate	0.02 / 0.07	5	N/A	ND	PASS
Acequinocyl	0.02 / 0.07	4	N/A	ND	PASS
Acetamiprid	0.02 / 0.05	5	N/A	ND	PASS
Aldicarb	0.03 / 0.08	≥ LOD	N/A	ND	PASS
Azoxystrobin	0.02 / 0.07	40	N/A	ND	PASS
Bifenazate	0.01 / 0.04	5	N/A	ND	PASS
Bifenthrin	0.02 / 0.05	0.5	N/A	ND	PASS
Boscalid	0.03 / 0.09	10	N/A	ND	PASS
Captan	0.19 / 0.57	5	N/A	ND	PASS
Carbaryl	0.02 / 0.06	0.5	N/A	ND	PASS

Continued on next page



Pesticide Analysis *Continued*

PESTICIDE TEST RESULTS - 12/28/2025 *continued* ✔ PASS

COMPOUND	LOD/LOQ (µg/g)	ACTION LIMIT (µg/g)	MEASUREMENT UNCERTAINTY (µg/g)	RESULT (µg/g)	RESULT
Carbofuran	0.02 / 0.05	≥ LOD	N/A	ND	PASS
Chlorantraniliprole	0.04 / 0.12	40	N/A	ND	PASS
Chlordane*	0.03 / 0.08	≥ LOD	N/A	ND	PASS
Chlorfenapyr*	0.03 / 0.10	≥ LOD	N/A	ND	PASS
Chlorpyrifos	0.02 / 0.06	≥ LOD	N/A	ND	PASS
Clofentezine	0.03 / 0.09	0.5	N/A	ND	PASS
Coumaphos	0.02 / 0.07	≥ LOD	N/A	ND	PASS
Cyfluthrin	0.12 / 0.38	1	N/A	ND	PASS
Cypermethrin	0.11 / 0.32	1	N/A	ND	PASS
Daminozide	0.02 / 0.07	≥ LOD	N/A	ND	PASS
Diazinon	0.02 / 0.05	0.2	N/A	ND	PASS
Dichlorvos (DDVP)	0.03 / 0.09	≥ LOD	N/A	ND	PASS
Dimethoate	0.03 / 0.08	≥ LOD	N/A	ND	PASS
Dimethomorph	0.03 / 0.09	20	N/A	ND	PASS
Ethoprophos	0.03 / 0.10	≥ LOD	N/A	ND	PASS
Etofenprox	0.02 / 0.06	≥ LOD	N/A	ND	PASS
Etoxazole	0.02 / 0.06	1.5	N/A	ND	PASS
Fenhexamid	0.03 / 0.09	10	N/A	ND	PASS
Fenoxycarb	0.03 / 0.08	≥ LOD	N/A	ND	PASS
Fenpyroximate	0.02 / 0.06	2	N/A	ND	PASS
Fipronil	0.03 / 0.08	≥ LOD	N/A	ND	PASS
Flonicamid	0.03 / 0.10	2	N/A	ND	PASS
Fludioxonil	0.03 / 0.10	30	N/A	ND	PASS
Hexythiazox	0.02 / 0.07	2	N/A	ND	PASS
Imazalil	0.02 / 0.06	≥ LOD	N/A	ND	PASS
Imidacloprid	0.04 / 0.11	3	N/A	ND	PASS
Kresoxim-methyl	0.02 / 0.07	1	N/A	ND	PASS
Malathion	0.03 / 0.09	5	N/A	ND	PASS
Metalaxyl	0.02 / 0.07	15	N/A	ND	PASS
Methiocarb	0.02 / 0.07	≥ LOD	N/A	ND	PASS
Methomyl	0.03 / 0.10	0.1	N/A	ND	PASS
Mevinphos	0.03 / 0.09	≥ LOD	N/A	ND	PASS
Myclobutanil	0.03 / 0.09	9	N/A	ND	PASS
Naled	0.02 / 0.07	0.5	N/A	ND	PASS
Oxamyl	0.04 / 0.11	0.2	N/A	ND	PASS
Paclobutrazol	0.02 / 0.05	≥ LOD	N/A	ND	PASS
Parathion-methyl	0.03 / 0.10	≥ LOD	N/A	ND	PASS
Pentachloronitrobenzene (Quintozene)*	0.03 / 0.09	0.2	N/A	ND	PASS
Permethrin	0.04 / 0.12	20	N/A	ND	PASS
Phosmet	0.03 / 0.10	0.2	N/A	ND	PASS
Piperonyl Butoxide	0.02 / 0.07	8	N/A	ND	PASS

Continued on next page



Pesticide Analysis *Continued*

PESTICIDE TEST RESULTS - 12/28/2025 *continued* ✔ PASS

COMPOUND	LOD/LOQ (µg/g)	ACTION LIMIT (µg/g)	MEASUREMENT UNCERTAINTY (µg/g)	RESULT (µg/g)	RESULT
Prallethrin	0.03 / 0.08	0.4	N/A	ND	PASS
Propiconazole	0.02 / 0.07	20	N/A	ND	PASS
Propoxur	0.03 / 0.09	≥ LOD	N/A	ND	PASS
Pyrethrins	0.04 / 0.12	1	N/A	ND	PASS
Pyridaben	0.02 / 0.07	3	N/A	ND	PASS
Spinetoram	0.02 / 0.07	3	N/A	ND	PASS
Spinosad	0.02 / 0.07	3	N/A	ND	PASS
Spiromesifen	0.02 / 0.05	12	N/A	ND	PASS
Spirotetramat	0.02 / 0.06	13	N/A	ND	PASS
Spiroxamine	0.03 / 0.08	≥ LOD	N/A	ND	PASS
Tebuconazole	0.02 / 0.07	2	N/A	ND	PASS
Thiacloprid	0.03 / 0.10	≥ LOD	N/A	ND	PASS
Thiamethoxam	0.03 / 0.10	4.5	N/A	ND	PASS
Trifloxystrobin	0.03 / 0.08	30	N/A	ND	PASS



Mycotoxin Analysis

MYCOTOXIN TEST RESULTS - 12/27/2025 ✔ PASS

Mycotoxin analysis utilizing high-performance liquid chromatography-mass spectrometry (HPLC-MS).

Method: QSP 1212 - Analysis of Pesticides and Mycotoxins by LC-MS

Exclusions³ see last page

COMPOUND	LOD/LOQ (µg/kg)	ACTION LIMIT (µg/kg)	MEASUREMENT UNCERTAINTY (µg/kg)	RESULT (µg/kg)	RESULT
Aflatoxin B1	2.0 / 6.0		N/A	ND	
Aflatoxin B2	1.8 / 5.6		N/A	ND	
Aflatoxin G1	1.0 / 3.1		N/A	ND	
Aflatoxin G2	1.2 / 3.5		N/A	ND	
Ochratoxin A	6.3 / 19.2	20	N/A	ND	PASS
Total Aflatoxin		20		ND	PASS



Residual Solvents Analysis

RESIDUAL SOLVENTS TEST RESULTS - 12/28/2025 ND

Residual Solvent analysis utilizing gas chromatography-mass spectrometry (GC-MS).

Method: QSP 1204 - Analysis of Residual Solvents by GC-MS

Total Butanes = n-Butane + 2-Methylpropane (Isobutane)

Total Pentanes = n-Pentane + 2-Methylbutane (Isopentane) + 2,2-Dimethylpropane (Neopentane)

Total Hexanes = n-Hexane + 2,2-Dimethylbutane (Neoheptane) + 2,3-Dimethylbutane (Triptane) + 2-Methylpentane (Isohexane) + 3-Methylpentane

Total Heptanes = 2,2-Dimethylpentane (Neoheptane) + 2,3-Dimethylpentane + 2,4-Dimethylpentane + 3,3-Dimethylpentane + 2,2,3-Trimethylbutane (Triptane) + 2-Methylhexane (Isoheptane) + 3-Methylhexane + 3-Ethylpentane + n-Heptane

Total Xylenes = 1,2-Dimethylbenzene (o-Xylene) + 1,3-Dimethylbenzene (m-Xylene) / 1,4-Dimethylbenzene (p-Xylene) + Ethylbenzene

COMPOUND	LOD/LOQ (µg/g)	MEASUREMENT UNCERTAINTY (µg/g)	RESULT (µg/g)
Propane	0.234 / 0.781	N/A	ND
2-Methylpropane (Isobutane)	0.052 / 0.173	N/A	ND
n-Butane	0.019 / 0.063	N/A	ND
Total Butanes			ND
2-Methylbutane (Isopentane)	0.310 / 1.035	N/A	ND
2,2-Dimethylpropane (Neopentane)	0.035 / 0.117	N/A	ND
n-Pentane	0.310 / 1.033	N/A	ND
Total Pentanes			ND
2,2-Dimethylbutane (Neoheptane)	9.831 / 32.77	N/A	ND

Continued on next page



 **Residual Solvents Analysis**
Continued

RESIDUAL SOLVENTS TEST RESULTS - 12/28/2025 *continued* ND

COMPOUND	LOD/LOQ (µg/g)	MEASUREMENT UNCERTAINTY (µg/g)	RESULT (µg/g)
2,3-Dimethylbutane / 2-Methylpentane (Isohexane)	0.381 / 1.271	N/A	ND
3-Methylpentane	0.109 / 0.365	N/A	ND
n-Hexane	0.110 / 0.366	N/A	ND
Total Hexanes			ND
Cyclohexane	0.357 / 1.190	N/A	ND
2,2-Dimethylpentane (Neoheptane)	0.493 / 1.642	N/A	ND
2,3-Dimethylpentane	1.009 / 3.365	N/A	ND
2,4-Dimethylpentane	0.737 / 2.458	N/A	ND
3,3-Dimethylpentane	0.198 / 0.660	N/A	ND
2,2,3-Trimethylbutane (Triptane)	0.521 / 1.738	N/A	ND
2-Methylhexane (Isoheptane)	0.610 / 2.034	N/A	ND
3-Methylhexane	0.235 / 0.785	N/A	ND
3-Ethylpentane	0.304 / 1.012	N/A	ND
n-Heptane	13.12 / 43.72	N/A	ND
Total Heptanes			ND
Cycloheptane	0.597 / 1.989	N/A	ND
Benzene	0.089 / 0.295	N/A	ND
Toluene	0.115 / 0.382	N/A	ND
Cumene	0.180 / 0.600	N/A	ND
1,3-Dimethylbenzene (m-Xylene) / 1,4-Dimethylbenzene (p-Xylene)	0.451 / 1.502	N/A	ND
1,2-Dimethylbenzene (o-Xylene)	0.387 / 1.289	N/A	ND
Ethylbenzene	0.370 / 1.233	N/A	ND
Total Xylenes			ND
Methanol	53.92 / 163.4	N/A	ND
Ethanol	8.984 / 27.23	N/A	ND
1-Propanol	1.540 / 5.133	N/A	ND
2-Propanol (Isopropyl Alcohol)	8.421 / 25.52	N/A	ND
1-Butanol	0.475 / 1.582	N/A	ND
2-Butanol	7.248 / 24.16	N/A	ND
1-Pentanol	1.461 / 4.869	N/A	ND
Acetone	10.59 / 32.08	N/A	ND
2-Butanone	0.169 / 0.564	N/A	ND
Tetrahydrofuran	0.622 / 2.075	N/A	ND
Ethyl Ether	0.197 / 0.658	N/A	ND
Ethylene Glycol	3.803 / 12.68	N/A	ND
2-Ethoxyethanol	1.235 / 4.118	N/A	ND
1,2-Dimethoxyethane	2.116 / 7.052	N/A	ND
1,4-Dioxane	0.468 / 1.558	N/A	ND

Continued on next page



Residual Solvents Analysis

Continued

RESIDUAL SOLVENTS TEST RESULTS - 12/28/2025 *continued* ND

COMPOUND	LOD/LOQ (µg/g)	MEASUREMENT UNCERTAINTY (µg/g)	RESULT (µg/g)
Ethylene Oxide	0.253 / 0.844	N/A	ND
Ethyl Acetate	1.123 / 3.745	N/A	ND
Isopropyl Acetate	0.347 / 1.158	N/A	ND
Chloroform	0.251 / 0.838	N/A	ND
Dichloromethane (Methylene Chloride)	2.651 / 8.838	N/A	ND
Trichloroethylene	0.299 / 0.996	N/A	ND
1,2-Dichloroethane	0.162 / 0.541	N/A	ND
1,1-Dichloroethene	0.185 / 0.616	N/A	ND
1,2-Dichloroethene	0.428 / 1.427	N/A	ND
Sulfolane	47.66 / 158.9	N/A	ND
Dimethyl Sulfoxide	6.168 / 20.56	N/A	ND
Acetonitrile	1.595 / 4.833	N/A	ND
Pyridine	0.407 / 1.355	N/A	ND
N,N-Dimethylacetamide	0.127 / 0.422	N/A	ND
N,N-Dimethylformamide	0.946 / 3.153	N/A	ND

Heavy Metals Analysis

Heavy metal analysis utilizing inductively coupled plasma-mass spectrometry (ICP-MS).

Method: QSP 1160 - Analysis of Heavy Metals by ICP-MS

HEAVY METALS TEST RESULTS - 12/29/2025 ✔ PASS

COMPOUND	LOD/LOQ (µg/g)	ACTION LIMIT (µg/g)	MEASUREMENT UNCERTAINTY (µg/g)	RESULT (µg/g)	RESULT
Arsenic	0.02 / 0.1	1.5	N/A	ND	PASS
Cadmium	0.02 / 0.05	0.5	N/A	<LOQ	PASS
Lead	0.04 / 0.1	0.5	N/A	ND	PASS
Mercury	0.002 / 0.01	1.5	N/A	<LOQ	PASS

Microbiology Analysis

PCR AND PLATING

Analysis conducted by polymerase chain reaction (PCR) and fluorescence detection of microbiological contaminants.

Method: QSP 1221 - Analysis of Microbiological Contaminants

MICROBIOLOGY TEST RESULTS (PCR) - 12/27/2025 ✔ PASS

COMPOUND	ACTION LIMIT	RESULT	RESULT
<i>Aspergillus flavus</i>		ND	
<i>Aspergillus fumigatus</i>		ND	
<i>Aspergillus niger</i>		ND	
<i>Aspergillus terreus</i>		ND	
<i>Salmonella</i> spp.	Not Detected in 25g	ND	PASS
Shiga toxin-producing <i>Escherichia coli</i>	Not Detected in 25g	ND	PASS



 **Microbiology Analysis** *Continued* MICROBIOLOGY TEST RESULTS (PLATING) - 12/27/2025  **PASS**

Analysis conducted by 3M™ Petrifilm™ and plate counts of microbiological contaminants.

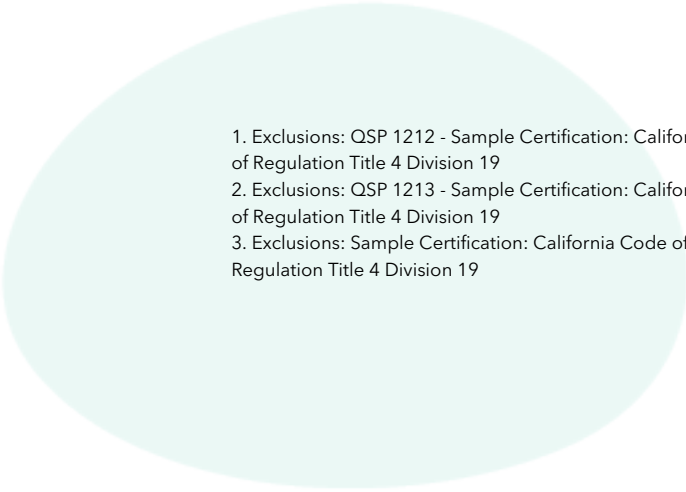
Method: QSP 6794 - Plating with 3M™ Petrifilm™

COMPOUND	ACTION LIMIT (cfu/g)	RESULT (cfu/g)	RESULT
Coliforms	100	ND	PASS
Total Aerobic Bacteria	10000	400.0	PASS
Total Yeast and Mold	1000	ND	PASS

NOTES

Sample unit mass provided by client.

1. Exclusions: QSP 1212 - Sample Certification: California Code of Regulation Title 4 Division 19
2. Exclusions: QSP 1213 - Sample Certification: California Code of Regulation Title 4 Division 19
3. Exclusions: Sample Certification: California Code of Regulation Title 4 Division 19



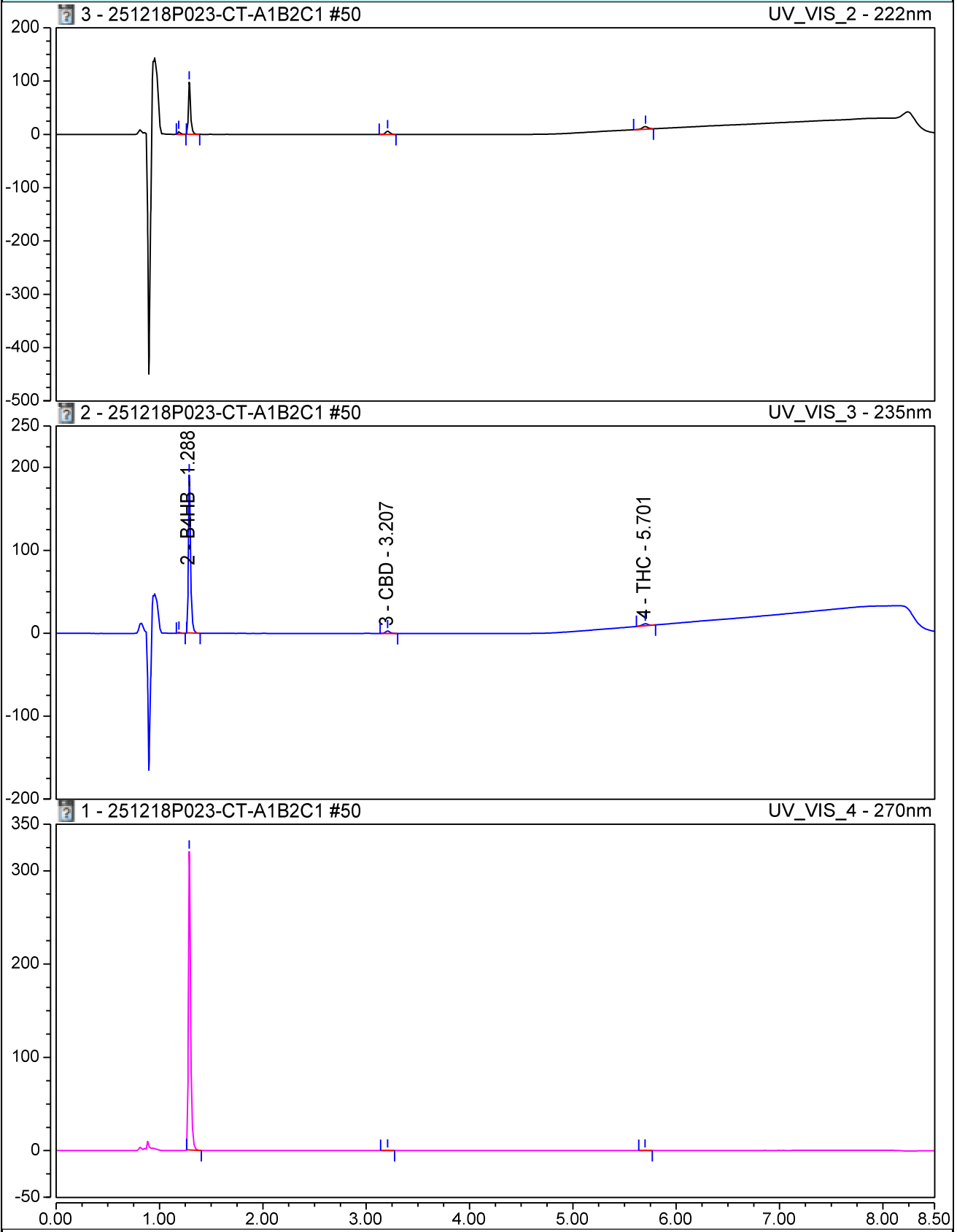
Cannabinoids: Sample Raw Data

Injection Name: 251218P023-CT-A1B2C1

Injection Time: 26/12/2025 20:21

Chromatogram

Vial Position: Y:E8



Cannabinoids: Sample Raw Data

Injection Name: 251218P023-CT-A1B2C1

Injection Time: 26/12/2025 20:21

Chromatogram

Vial Position: Y:E8

